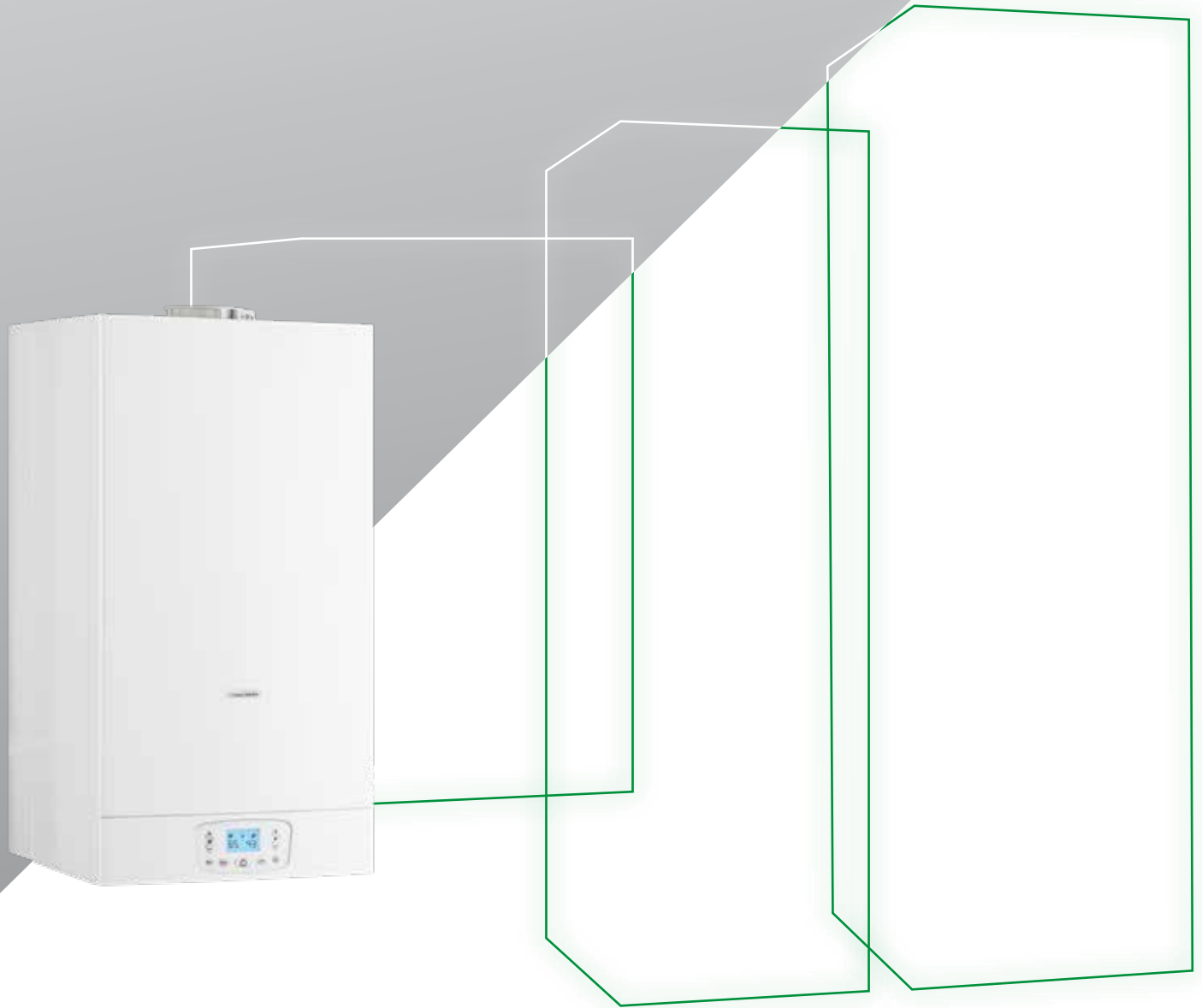
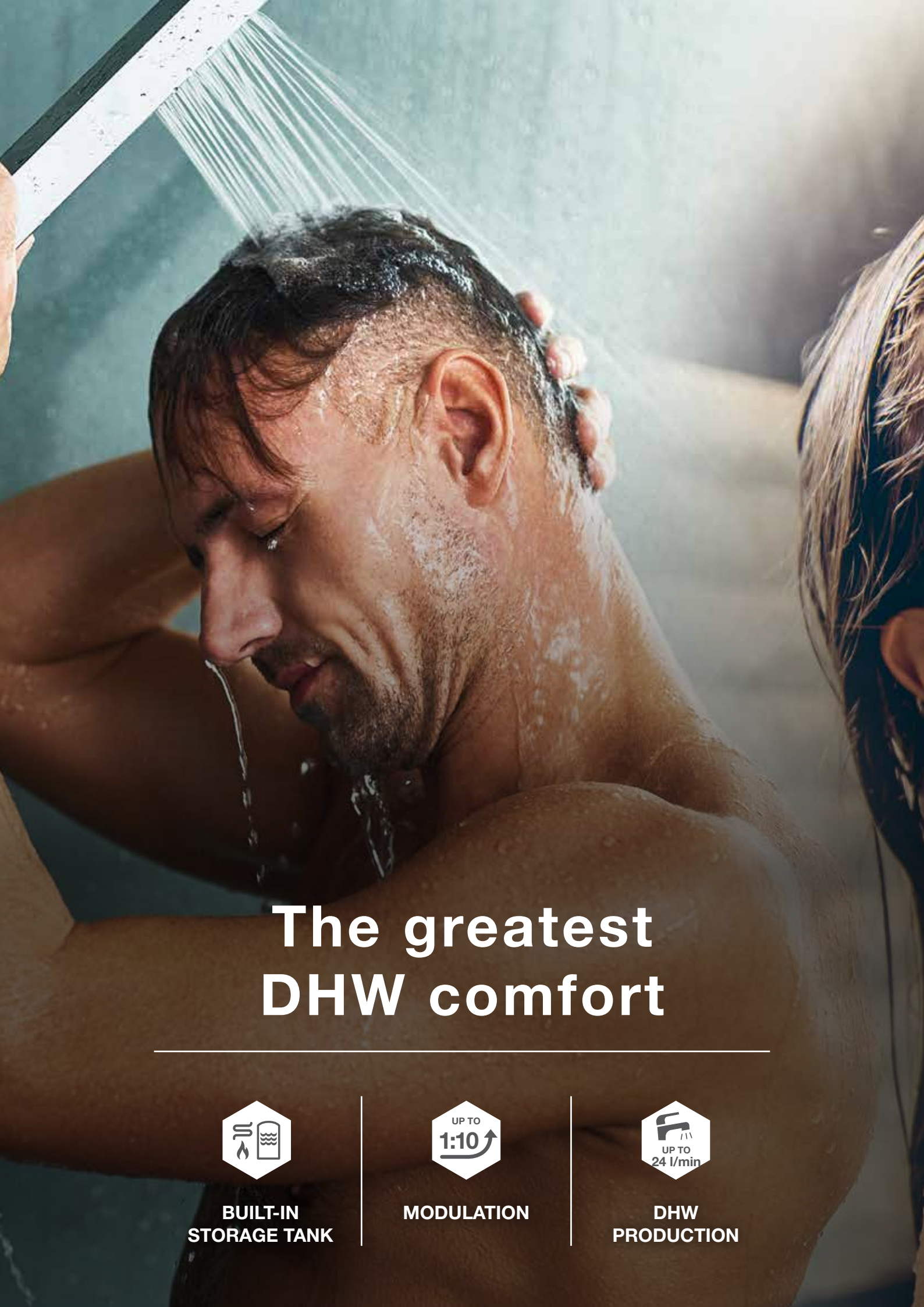


TIME



The range with built-in storage tank

A close-up photograph of a man being showered by a woman. The man is in the foreground, his face and neck wet with water. The woman's hands are visible, one on his head and another near his shoulder. Water is spraying from a showerhead at the top left. The background is a blurred shower wall.

The greatest DHW comfort



**BUILT-IN
STORAGE TANK**



MODULATION



**DHW
PRODUCTION**





Green Heating Technology

ITALTHERM



Italtherm boilers with built-in storage tank stand out for:



Plenty of DHW

Ideal for whirlpool baths

Thanks to the storage tank, it is possible to have a large quantity of water ready for use: while the water contained in the storage tank is consumed, the boiler heats an equal quantity, which is stored in the tank.



Simultaneous DHW withdrawals

Never again without hot water in the shower!

A boiler with storage tank is able to satisfy high withdrawal demands: in fact hot water can be demanded at different points inside the house.



Hot water immediately!

Thanks to the PLUS function, the boiler has always a stock of DHW ready for use.



Stable temperature

The advantage of having a stable water temperature even in moments of great demand.



TIME MICRO 27 K • 35 K

TIME MAX **TIME MAX**
 27 K • 35 K 24 F • 30 F

Built-in storage tank 4 L

Built-in storage tank
 60 L

DHW Production ΔT 30°C (EN625) up to
 130-166 l/10min

DHW Production ΔT 30°C (EN625) up to up to
 160-170 l/10min 150-165 l/10min





TIME COMPACT 35 K

Built-in storage tank 120 L

DHW Production ΔT 30°C (EN625) up to 227 l/10min

TIME SOLAR 18 K • 35 K

Built-in storage tank 200 L double coil

DHW Production ΔT 30°C (EN625) up to 220-240 l/10min



MIXER WITH
PNEUMATIC
MODULATION
1:10

STAINLESS
STEEL HEAT
EXCHANGER

DRY CONDENSE
SIPHON


DHW MICRO
STORAGE TANK
4 L



BRASS HYDRAULIC
GROUP



PLUS FUNCTION
DHW STORAGE TANK
PRE-HEATING



MULTIFUNCTION CONTROL
PANEL

(MORE THAN 40 CONFIGURABLE PARAMETERS)

**EXPANSION
VESSEL**
10 L

**STAINLESS
STEEL DHW 60 L
STORAGE TANK**

**14 RAMPS
BURNER**



**BRASS HYDRAULIC
GROUP**

**AUTOMATIC FILLING
VALVE**



**PROGRAMMABLE TIME
SETTING FOR DHW
STORAGE TANK
PREPARATION**



MIXER WITH
PNEUMATIC
MODULATION
1:10

STAINLESS
STEEL HEAT
EXCHANGER

STAINLESS
STEEL DHW 60 L
STORAGE TANK

DRY CONDENSE
SIPHON



BRASS HYDRAULIC
GROUP



PROGRAMMABLE TIME
SETTING FOR DHW
STORAGE TANK
PREPARATION

MULTIFUNCTION
CONTROL PANEL

(MORE THAN 40 CONFIGURABLE PARAMETERS)





Green Heating Technology

ITALTHERM



BRASS HYDRAULIC GROUP

STAINLESS STEEL HEAT EXCHANGER



MULTIFUNCTION CONTROL PANEL
(MORE THAN 40 CONFIGURABLE PARAMETERS)

MIXER WITH PNEUMATIC MODULATION 1:10



PROGRAMMABLE TIME SETTING FOR DHW STORAGE TANK PREPARATION

DRY CONDENSE SIPHON

STAINLESS STEEL DHW 120 L STORAGE TANK





BRASS HYDRAULIC GROUP

STAINLESS STEEL HEAT EXCHANGER

MIXER WITH PNEUMATIC MODULATION 1:10

SOLAR PANEL CONNECTIONS



MULTIFUNCTION CONTROL PANEL

(MORE THAN 40 CONFIGURABLE PARAMETERS)




PROGRAMMABLE TIME SETTING FOR DHW STORAGE TANK PREPARATION

DOUBLE-COIL DHW 200 L STORAGE TANK



BUILT IN SOLAR UNIT





you can control it



1. INTELLIGENT REMOTE CONTROL



2. APP END-USER



Model	Time Micro 27K		Time Micro 35 K		Time Max 27K		Time Max 35K		Time Max 24F		Time Max 30F		Time Compact 35K		Time Solar 18K		Time Solar 35K		
	Gas type	G20	G31	G20	G31	G20	G31	G20	G31	G20	G31	G20	G31	G20	G31	G20	G20	G31	
Category		I12H3P				I12H3P		I12H3P		I12H3+		I12H3+		I12H3P		I2H		I12H3P	
Type		B23-B23P-C13-C33-C43-C53-C63-C83-C93								B22-C12-C32-C42-C52-C62-C82-C92				B23-B23P-C13-C33-C43-C53-C63-C83-C93					
working temperature (min-max)	°C	0 ÷ +60																	
Max heat input Qn	kW	26.0		33.0		26.0		33.0		25.7		32		33.0		17.8		33.0	
Min heat input Qr	kW	2.6	4.0	3.4	5.0	2.6	4.0	3.4	5.0	10.3	13		3.4	5.0	1.7	3.4	5.0		
Max heat output 60°/80°C *	kW	25.1	25.1	32.0	32.0	25.1	25.1	32.0	32.0	23.8		29.9		32.0	17.1	32.0	32.0		
Min heat output 60°/80°C *	kW	2.5	3.9	3.2	4.7	2.5	3.9	3.2	4.7	9.1		11.2		3.2	4.7	1.6	3.2	4.7	
Max heat output 30°/50°C *	kW	27.2	27.2	34.7	34.7	27.2	27.2	34.7	34.7			3	3/3	34.7	18.8	34.7	34.7		
Min heat output 30°/50°C *	kW	2.7	4.2	3.6	5.2	2.7	4.2	3.6	5.2					3.6	5.2	1.8	3.6	5.2	
NOx Class	kW	6								2	2/2	3	2/2	6					
Correct CO 0% O2 (at Qn)	ppm	165.3	201.5	176.1	184.4	165.3	201.5	176.1	184.4	56.9	72.9	55.8	63.1	176.1	175.2	176.8	176.1	175.2	
CO2 (at Qn)	%	9.2	10.2	9.3	10.4	9.2	10.2	9.3	10.4	7.2	7.3	6.5	7.1	9.3	10.4	9.2	9.3	10.4	
Condense quantity at Qn (at 30°/50°C *)	l/h	2.74	2.00	3.30	2.60	2.74	2.00	3.30	2.60					3.30	2.60	2.09	3.30	2.60	
Condense quantity at Qr (at 30°/50°C *)	l/h	0.17	0.15	0.22	0.19	0.17	0.15	0.22	0.19					0.22	0.19	0.15	0.22	0.19	
Condense pH value	pH	2.8																	
Flue-gas temperature (at Qn)	°C	84.0	85.0	78.6	79.8	84.0	85.0	78.6	79.8	129	116	105	78.6	79.8	83.0	78.6	79.8		
Flue-gas flowrate (at 60/80°C and at QN)	kg/h	42.21	43.16	53.02	53.87	42.21	43.16	53.02	53.87	52.5	58.1	72.1	74.3	53.02	53.87	28.90	53.02	53.87	
EFFICIENCY																			
Nominal efficiency (NCV) at 60°/80°C *	%	96.6		97.0		96.6		97.0		92.8		93.5		97.0		96.2		97.0	
Nominal efficiency (NCV) at 30°/50°C *	%	104.7		105.1		104.7		105.1						105.1		105.6		105.1	
Efficiency at 30% Qa (NCV) at 30°C	%	107.6		107.6		107.6		107.6		91.7		90.6		107.6		107.5		107.6	
Note: the data were detected with horizontal coaxial flue kit = 1 meter																			
HEATING																			
Temperature ranges (min÷max) main zone	°C	35÷78 / 25÷45																	
Temperature range (min÷max) secondary zone	°C	25÷78																	
Expansion vessel	l	8		8		8		10		12		12		12		12		12	
Max working pressure	bar	3																	
Max temperature	°C	85																	
Antifreeze function temperature on / off	°C	5 / 30																	
DOMESTIC HOT WATER																			
storage tank capacity	l	4		60		60		60		120		120		200		200		200	
Flow rate at ΔT 25°C	l/min	15.6		19.9															
specific flow ΔT 30°C (EN625)						16		17		15		16.5		22.7		22		24	
DHW expansion vessel	l					2		2		2		2		5		11		11	
solar expansion vessel	l	—		—		—		—		—		—		—		18		18	
Max DHW pressure inlet	bar	6		6		6		6		6		6		6		6		6	
DHW range temperature	°C	30 ÷ 55		30 ÷ 55		30 ÷ 55		30 ÷ 55		30 ÷ 55		30 ÷ 55		30 ÷ 55		30 ÷ 55		30 ÷ 55	
ELECTRICAL DATA																			
Voltage / Frequency (nominal voltage)	V / Hz	220÷240 / 50 (230V -15% ... +10%)		220÷240 / 50 (230V -15% ... +10%)		220÷240 / 50 (230V -15% ... +10%)		220÷240 / 50 (230V -15% ... +10%)		220÷240 / 50 (230V)		220÷240 / 50 (230V)		220÷240 / 50 (230V)		220÷240 / 50 (230V)		220÷240 / 50 (230V)	
Power consumption	W	100		100		100		100		130		140		100		95		100	
Protection level		IP X5D						IP X4D						IP X5D					
DIMENSIONS																			
Width - Height - Depth	mm	450x780x400		450x780x400		600x900x425		600x900x425		600x900x425		600x900x425		600x1765x600		600x1980x750		600x1980x750	
Weight	kg	45		46.5		59.0		60.0		60.0		60.5		149		199		212	
CONNECTIONS																			
Hydraulic and gas connections	Pa	30 ÷ 130																	
GAS PRESSURE INLET																			
Pressione nominale	mbar	20		37		20		37		20		37		20		37		20	
Pressione in ingresso (min÷max)	mbar	17÷25	35÷40	17÷25	35÷40	17÷25	35÷40	17÷25	35÷40	17÷25	35÷40	17÷25	35÷40	17 ÷ 25	35÷40	17 ÷ 25	17 ÷ 25	35÷40	
CONSUMO DE GAS																			
Qmax	m³/h	2.75		2.75		-		3.49		-		2.72		3.38		3.49		-	
	kg/h			2.02		2.02		2.56		2.02		2.52		2.56				2.56	
Qmin	m³/h	0.27		0.27		-		0.36		-		1.09		1.37		0.36		-	
	kg/h			0.31		0.31		0.39		0.81		1.02		0.39				0.39	
ErP DATA SHEET																			
DHW declared load profile		XL		XL		XL		XXL						XXL		XXL		XXL	
Seasonal heating energy efficiency class		A		A		A		A						A		A		A	
DHW energy efficiency class		A		A		A		A						B		B		B	
Nominal heat	P _{nominate} kW	25		32		25		32						32		17		32	
Seasonal Space Heating Energy Efficiency (GCV)	(η _s) %	83		83		87		85						92		91		92	
Sound power level	L _{max} dB	57																	



www.italtherm.it